












A Portrait of DC-area Jewish Americans - Take Our SurveyMonkey Version of the Pew Research Center's Survey






1. What is your present religion, if any?

		Response Percent	Response Count
Protestant (Baptist, Methodist, Non-denominational, Lutheran, Presbyterian, Pentecostal, Episcopalian, Reformed, Church of Christ, Jehovah's Witness, etc.)		0.9%	9
Roman Catholic		0.8%	8
Jewish		90.5%	931
Muslim		0.0%	0
Buddhist		0.1%	1
Hindu		0.0%	0
Atheist (do not believe in God)		3.1%	32
Agnostic (not sure if there is a God)		1.8%	19
Nothing in particular		1.0%	10
Something else (please specify)		1.8%	19
		answered question	1,029
		skipped question	6

2. Do you identify as Jewish or partially Jewish?

		Response Percent	Response Count
Yes		96.6%	993
No		2.7%	28
Don't know/unsure		0.7%	7
answered question			1,028
skipped question			7

3. How important is being Jewish in your life?

		Response Percent	Response Count
Very important		60.1%	575
Somewhat important		33.4%	319
Not too important		5.8%	55
Not at all important		0.4%	4
Don't know		0.3%	3
answered question			956
skipped question			79

4. To you personally, is being Jewish (choose as many as apply):

		Response Percent	Response Count
Mainly a matter of religion		56.9%	547
Mainly a matter of ancestry		65.3%	628
Mainly a matter of culture		83.6%	803
None of these		0.3%	3
Other (please specify)		8.6%	83
		answered question	961
		skipped question	74

5. Which if either of your parents are/were Jewish?

		Response Percent	Response Count
Mother		6.4%	61
Father		5.6%	54
Both parents		81.6%	781
Neither parents		6.4%	61
		Other (please specify)	22
		answered question	957
		skipped question	78






6. Please indicate how important each of the following is to what BEING JEWISH means to you:

	Essential	Important but NOT essential	Not important	Don't know/unsure	Rating Average	Rating Count
Remembering the Holocaust	57.8% (555)	38.2% (367)	3.5% (34)	0.5% (5)	1.47	961
Leading an ethical and moral life	79.1% (759)	18.1% (174)	2.4% (23)	0.3% (3)	1.24	959
Observing Jewish law	11.0% (106)	44.7% (429)	43.1% (414)	1.1% (11)	2.34	960
Having a good sense of humor	20.4% (194)	37.6% (358)	39.1% (372)	2.9% (28)	2.25	952
Working for justice and equality in society	50.6% (484)	39.9% (381)	8.6% (82)	0.9% (9)	1.60	956
Being intellectually curious	50.6% (484)	37.9% (363)	10.4% (100)	1.0% (10)	1.62	957
Eating traditional Jewish foods	20.4% (195)	55.1% (527)	24.0% (230)	0.5% (5)	2.05	957
Caring about Israel	37.0% (353)	46.9% (447)	14.6% (139)	1.6% (15)	1.81	954
Being part of a Jewish community	54.7% (523)	37.6% (359)	6.3% (60)	1.5% (14)	1.54	956
answered question						961
skipped question						74




7. Please indicate if you agree or disagree with the following questions.

	Agree	Disagree	Don't know/unsure	Rating Average	Rating Count
I have a strong sense of belonging to the Jewish people.	89.7% (861)	3.9% (37)	6.5% (62)	1.17	960
I have a special responsibility to take care of Jews in need around the world.	63.9% (610)	12.1% (116)	24.0% (229)	1.60	955
answered question					961
skipped question					74



8. How important is religion in your life?

		Response Percent	Response Count
Very important		26.8%	258
Somewhat important		44.6%	429
Not too important		21.8%	210
Not at all important		6.4%	62
Don't know		0.3%	3
answered question			962
skipped question			73

9. Do you believe in God or a universal spirit?

		Response Percent	Response Count
Yes		57.7%	549
No		15.2%	145
Don't know		27.0%	257
answered question			951
skipped question			84

10. Are you currently a dues-paying member of a synagogue or temple?

		Response Percent	Response Count
Yes		27.0%	257
No		73.0%	694
answered question			951
skipped question			84

11. Aside from special occasions like weddings, funerals and bar/bat mitzvahs, how often do you attend Jewish religious services at a synagogue, temple, minyan or havurah?

		Response Percent	Response Count
More than once a week		3.1%	30
Once a week		10.2%	98
Once or twice a month		29.7%	284
A few times a year, such as for high holidays		46.1%	441
Seldom		6.7%	64
Never		4.2%	40
answered question			957
skipped question			78

12. During the last Yom Kippur, did you fast?

		Response Percent	Response Count
All day		63.2%	600
Part of the day		16.5%	157
Not at all		20.3%	193
answered question			950
skipped question			85







13. In your opinion, can a person be Jewish if they believe that Jesus was the messiah?

		Response Percent	Response Count
Yes, can be Jewish		4.9%	47
No, cannot be Jewish		84.2%	802
Don't know/unsure		10.9%	104
answered question			953
skipped question			82




14. Do you identify as LGBTQI?

		Response Percent	Response Count
Yes		8.0%	76
No		90.1%	860
Unsure		1.9%	18
answered question			954
skipped question			81







15. What is your current relationship status?

		Response Percent	Response Count
Single		35.1%	335
In a serious relationship but not married		14.2%	135
Living with a significant other but not married		8.3%	79
Married		37.5%	358
Widowed		1.5%	14
Divorced		3.5%	33
answered question			954
skipped question			81







16. Does your spouse/partner/fiancé identify as Jewish?

		Response Percent	Response Count
Yes		67.8%	409
No		30.5%	184
Unsure		1.7%	10
answered question			603
skipped question			432





17. If you plan to marry, how important is it for you to marry someone Jewish?

		Response Percent	Response Count
Very important		42.1%	377
Somewhat important		27.0%	242
Not too important		12.7%	114
Not at all important		7.4%	66
Don't know		1.7%	15
N/A – I don't plan to marry		9.1%	81
answered question			895
skipped question			140






18. If you have children, or plan to have children, how important is it to you that they are raised Jewish?

		Response Percent	Response Count
Very important		71.9%	679
Somewhat important		14.7%	139
Not too important		2.9%	27
Not at all important		1.4%	13
Don't know		1.2%	11
N/A – I don't plan to have children		8.0%	76
answered question			945
skipped question			90









19. Thinking about the relationship between the United States and Israel, is the U.S.

		Response Percent	Response Count
Too supportive		14.1%	135
Not supportive enough		19.0%	181
About right		54.2%	518
Don't know		12.7%	121
answered question			955
skipped question			80






20. How emotionally attached are you to Israel?

		Response Percent	Response Count
Very attached		34.1%	326
Somewhat attached		43.5%	416
Not very attached		16.6%	159
Not at all attached		4.7%	45
Don't know/unsure		1.1%	11
answered question			957
skipped question			78





21. What is your age?

		Response Percent	Response Count
18 – 23		4.8%	47
24 – 29		34.5%	338
30 – 34		20.9%	205
35 – 39		7.1%	70
40 – 44		3.4%	33
45 – 54		6.5%	64
55 – 64		11.2%	110
65+		11.6%	114
answered question			981
skipped question			54




22. Which of the following describes your race? You can select as many as apply.

		Response Percent	Response Count
White or Caucasian		98.0%	955
Black or African-American		0.9%	9
Asian or Asian-American		0.5%	5
Native American/American Indian/Alaska Native		0.4%	4
Pacific Islander/Native Hawaiian		0.0%	0
Hispanic/Latino		2.1%	20
	Other (please specify)		14
		answered question	974
		skipped question	61

23. Please check the term that best expresses your gender identity.

		Response Percent	Response Count
Male		30.4%	298
Female		69.3%	678
Transgender		0.2%	2
Genderqueer		0.1%	1
Other		0.0%	0
		answered question	979
		skipped question	56

24. Where do you live?

		Response Percent	Response Count
DC		57.1%	548
Maryland		25.2%	242
Virginia		17.7%	170
	Other (please specify)		18
	answered question		960
	skipped question		75